









Great Rhyming Books at the Morgan County Library

1. *Goodnight, Little Blue Truck* by Alice Schertle
2. *Five Little Monkeys* by Eileen Christelow
3. *Llama Llama* books by Anna Dewdney
4. *Giraffes Can't Dance* by Giles Andreae
5. *Polar Bear, Polar Bear, What Do You Hear?* (& other books) Eric Carle
6. *Ten Little Fingers and Ten Little Toe* (& other books) by Mem Fox
7. *Green Eggs and Ham* (& other books) by Dr. Seuss
8. *Bear Snores On* (& other books) by Karma Wilson
9. *My Truck is Stuck* by Kevin Lewis and Daniel Kirk
10. *How do Dinosaurs Say Goodbye* (& other books) by Jane Yolen



Brain Building Basics™

We've made the science of early learning simple! Remember these 5 easy ways to help build your child's brain anytime.

Look

Children use their eyes to learn. See what catches your child's attention and talk about it. Or connect eye-to-eye, then smile, chat, hug, or make funny faces!



Follow

Young children learn best when you follow their lead. Tune into your child's words, sounds, movements, and ideas! Then respond with your own words and actions.



BA BA BA

Chat

Children's brains light up when you talk, sing, or make sounds back and forth with them. Chat about your day, food, and what's around you, or string sounds together for a fun conversation!



Take Turns

Children learn from taking turns when you play, talk, or explore. After they go, take your turn. Then repeat: they go, you go, they go, you go!



Stretch

Children's brains grow strong when you help them stretch their learning further. Keep a moment going: ask your child a question that starts with what, when, where, how, or why!



© 2019 Vroom, a program of the Bezos Family Foundation

Fun with Rhyming

Try these fun activities with your child to recognize and produce rhyming words! These activities focus on rhyming words with *one syllable*. Examples include cat/sat, man/can, bed/red, bee/tree, top/mop.

Help your child recognize rhyming words:

- Tell your child a story using words that rhyme!

I'm going to tell you a story about a girl named **Jan**. Listen to all the words that rhyme with **Jan**. "Once there was a little girl named **Jan** who lived in a little house that was the color **tan**. Her father's name was **Dan**. Her mother's name was **Nan**. Jan had many things inside her house, she had a **fan** and a cooking **pan**." (If you have them, show pictures or props as you name each object.)

Note: The same activity can be done with other one syllable names Pat- mat, cat, rat, chat, fat Jack- sack, rack, pack, tack, quack Jake- snake, rake, cake, shake, bake, fake Paul- call, ball, fall, tall, small

Throughout your day, point out words that rhyme to your child. Repeat them, calling attention to how they sound the same. Examples: Man/Fan, House/Mouse, Dog/Log

Help your child produce rhyming words!

Producing a rhyme is typically more challenging than recognizing rhyming words.

- Name Cheer:

Share this rhyming cheer with your child and encourage them to participate:

Listen, Listen have you **heard!**
We know how to rhyme some **words!**
Let's give the word tub a **try**
Come on now, don't be **shy**
What rhymes with Tub?

Allow child to fill in rhyming word, example: rub, bub, cub). Repeat the cheer with other words: cat (bat, sat, rat, chat); mop (top, drop, stop); man (ran, tan, fan)

- Simon Says

Say the following rhyme and model the movements-this can help your child recognize and produce rhyming words: